




McCall.


ITEM # _____
MODEL # _____
PROJECT NAME _____

SIS # _____

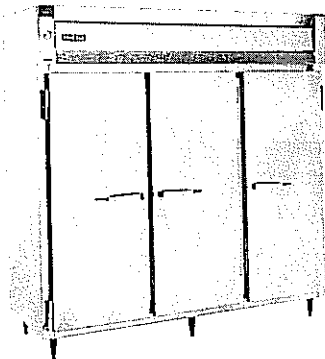
AIA # _____



7-7020FT



7-7045FT



7-7070F

7000 SERIES REACH-IN FREEZERS

Model 7-7020FT, 7-7045FT, 7-7070F

Cabinet exterior: heavy gauge anodized aluminum.
Stainless steel door and hatch cover.

Cabinet interior: mill finish aluminum.

Standard Features

- Top mounted compressor and evaporator coil
- Hot gas condensate evaporator
- Automatic defrost.
- Cord and plug attached
- Master power switch.
- Windrunner gradient air displacement process
- R-404A refrigerant
- Automatic interior light.
- Dial Thermometer.
- Adjustable doorstops



McCall Refrigeration specification sheets are available online @ www.mccallrefrigeration.com

Approval : _____

SPECIFICATIONS

Cabinet - Cabinets are all metal, inside and out. The top, back, and bottom are made of galvanized steel. In addition, all seams are closed and sealed, with metal edges turned away from the exposed surface. The result is an integrated structural frame. Internal corners are covered to conform to NSF standards. Automatic interior lighting is controlled by a light switch concealed in the door hinge. The cabinet is supported on four 6 inch adjustable steel legs.

Doors - Constructed of metal, refrigerator doors are self-closing and fully insulated. Their cam-lift hinges are epoxy-coated and self-lubricating. Hinges also have a safety stop that holds the door open, preventing overswing. Chrome-plated pull handles have built-in cylinder locks. The full-perimeter, magnetic vinyl gaskets are removable without the use of tools. Doors easily lift off, and

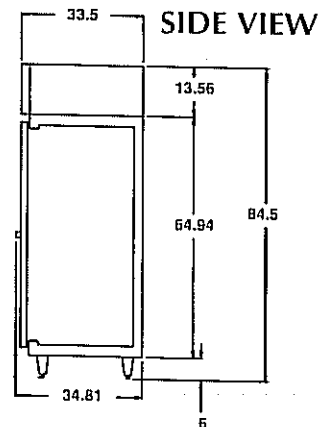
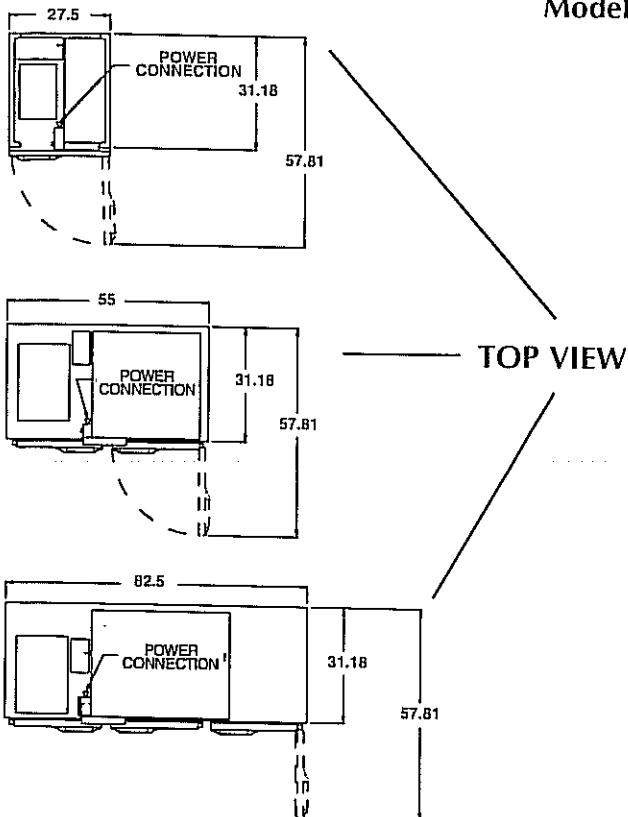
door perimeters have a built-in, low wattage, and anti-condensate heater. Door openings are protected by an impact-resistant, nonconductive PVC breaker strip with no exposed screws or fasteners.

Insulation - Cabinet body, doors, and evaporator coil housings are filled with pressure-injected polyurethane foam.

Interior Shelves - Three wire shelves are standard per section. Shelves have a runner spaced 3/4 inch O.C. with two reinforcing bars 8 1/2 inch O.C. coated with 7 mils of baked-on gray epoxy. The shelves have a saline spray corrosion resistance of 600 hours. Shelves will support 250 pounds each. They are supported on stainless steel pilasters, and are adjustable on 1 inch centers. All shelves are interchangeable and can be adjusted without tools or special parts.

Self-Contained Refrigeration - The complete refrigeration assembly is mounted on top of the cabinet behind a removable hatch cover. Refrigeration components include a hermetically sealed compressor, 1 & 2 section have cap tube (3-section uses expansion valve), thermostatic temperature control, high-humidity evaporator coil and hot gas condensate evaporator. The system is balanced to maintain 0°F average internal air temperature. Windrunner gradient air displacement process provides even air flow and temperature control throughout the cabinet. All components are factory installed and tested, and supplied with an attached cord and plug, master switch, and interior thermometer.

7000 SERIES REACH-IN FREEZERS



ELECTRICAL	
One Section	
Base Model Number	7-7020FT
Compressor HP	1/2
Voltage (60 hz, 1 ph)	115
Total Amperage:	11.9
BTU/HR**	1394
Cord connection -	ANSI 5-15P
Two Section	
Model Number	7-7045FT
Compressor HP	3/4
Voltage (60 hz, 1 ph)	115
Total Amperage:	16
BTU/HR**	2840
Cord connection - ANSI	5-20P
Three Section	
Base Model Number	7-7070F
Compressor HP	1
Voltage (60 hz, 1 ph)	208/230
Total Amperage:	15.8
BTU/HR**	3450
Cord connection -	

*4-wire dual voltage required; 115 for lights, 208-230 for compressor.

Bidding Specifications

Stainless steel front, sides, floors, and door.
Aluminum interior. Adjustable doorstops. Camlift chrome-plated hinges. Chrome-plated horizontal door handles with security lock. Exterior dial thermometer.

DIMENSIONS

	One Section	Two Section	Three Section
Net Capacity (cu.ft.)	22.4	49	72
Width:	27.5"	55"	82.5"
Height: with legs or casters	84.5"	84.5"	84.5"
Depth: cabinet only - including controls	31.18"	31.18"	31.18"
Depth: over hardware	34.81"	34.81"	34.81"
Depth: door open 90°	57.81"	57.81"	57.81"
Net Door Opening: width	21.25"	21.25"	21.25"
Net Door Opening: height	58"	58"	58"
Adjustable Shelves:	3	6	9
Shipping Weight:	360lb.	520lb.	705lb.

**Based on 90°F ambient and -20°F evaporating temperature
Certain options and accessories may affect UL/NSF
listing and electrical requirements.
Specifications subject to change without notice.

OPTIONS

Description

- Heavy-duty 6 inch casters, (cord connected models only).
 Left or right door hinge.
 Tray slides _____
- _____
 _____ extra epoxy coated shelves.

McCall Refrigeration / 81 West Holly Street / Parsons, TN 38363
Phone (731) 847-5570 / Fax (731) 847-9012 / 1-888-REACH-IN (1-888-732-2446) / www.mccallrefrigeration.com
October 2003 / Printed in U.S.A.